

SUDBURY REAL ESTATE BOARD

*indicates mandatory fields

Residential Single Family Recreational For Sale For Rent

Unit # _____ *Street # 701 * Street Name Corsi Hill Street Type _____
Street Direction _____ City Sudbury *Postal Code P3E 0A4
Community Name _____ *District Code S4 *Sub District S412
Elementary School _____ Secondary School _____

*Legal Description (include Township) _____
LOT 6, PLAN 53M1327; S/T EASEMENT IN GROSS OVER PT 6 53R17869 AS IN SD32334, SD32337,
SD32340; GREATER SUDBURY

*Pin Number 735880953 Additional Pin Number(s) _____
050028056520000

*Roll Number _____ Additional Roll Number(s) _____

*Lot Size: Frontage 60.1 x Depth 269.29 Source: _____ Lot Area _____ Source: _____

Possession _____ Local Improvements _____ End Date _____

*Taxes \$10,218 *Tax Year 2020 Assessment _____ Year _____

*Zoning Code R1 Property Known As _____

*Seller 1 Last Name Wilson *First Name Michael

Seller 2 Last Name Thibodeau First Name Rebecca

Seller 3 Last Name _____ First Name _____

Or Name of Company _____

Title to Land Freehold Leasehold Condominium Power of Sale Estate Sale See Remarks

Occupancy Owner Tenant Vacant

Rental Income Yes No Potential Unknown Registered Secondary Unit Yes No


Showing Instructions (400 characters)

Directions to Property (400 characters)


Private REALTOR® Remarks (2000 characters)



*Property Size (1)		*Building Age (1)		*Building Type (1)		Architecture Style (2)		* Style – Attachment (1)								
<input type="checkbox"/> 0-4,050 sqft <input type="checkbox"/> 4,051 - 7,250 sqft <input type="checkbox"/> 7,251 - 10,889 sqft <input checked="" type="checkbox"/> 10,890 - 21,799 sqft (1/4 - 1/2 ac) <input checked="" type="checkbox"/> 21,780 - 32,669 sqft (1/2 - 3/4 ac) <input type="checkbox"/> 32,670 - 43,559 sqft (3/4 - 1 ac) <input type="checkbox"/> Under 0.5 Acres <input type="checkbox"/> 0.5 – 0.99 Acres <input type="checkbox"/> 1.0 – 2.99 Acres <input type="checkbox"/> 3.0 – 9.99 Acres <input type="checkbox"/> 10.0 – 49.99 Acres <input type="checkbox"/> 50 – 100 Acres <input type="checkbox"/> Over 100 Acres <input type="checkbox"/> Additional Land		<input type="checkbox"/> New <input type="checkbox"/> Age is Unknown <input type="checkbox"/> Under Construction <input type="checkbox"/> 0 to 5 years <input checked="" type="checkbox"/> 6 to 10 years <input type="checkbox"/> 11 to 20 years <input type="checkbox"/> 21 to 30 years <input type="checkbox"/> 31 to 40 years <input type="checkbox"/> 41 to 60 years <input type="checkbox"/> Over 50 years Year Built _____		<input type="checkbox"/> Apartment <input type="checkbox"/> Garden Home <input checked="" type="checkbox"/> House <input type="checkbox"/> Manufactured Home <input type="checkbox"/> Mobile Home <input type="checkbox"/> Modular <input type="checkbox"/> Recreational <input type="checkbox"/> Row / Townhouse <input type="checkbox"/> Seasonal <input type="checkbox"/> Other <input type="checkbox"/> Unknown		<input checked="" type="checkbox"/> 2 Level <input type="checkbox"/> 3 Level <input type="checkbox"/> 4 Level <input type="checkbox"/> 5 Level <input type="checkbox"/> Bungalow <input type="checkbox"/> Cape Cod <input type="checkbox"/> Chalet <input type="checkbox"/> Character <input type="checkbox"/> Cottage/Camp <input type="checkbox"/> Custom <input type="checkbox"/> Hunt Camp <input type="checkbox"/> Log House/Cabin <input type="checkbox"/> Raised Ranch <input type="checkbox"/> Split Entry <input type="checkbox"/> Summer Home <input type="checkbox"/> Other		<input type="checkbox"/> Attached <input checked="" type="checkbox"/> Detached <input type="checkbox"/> Front and Back <input type="checkbox"/> Link <input type="checkbox"/> Semi-Detached <input type="checkbox"/> Side by Side <input type="checkbox"/> Stacked <input type="checkbox"/> Up and Down <input type="checkbox"/> Other								
Style – Split Level (1)		Storeys (1)			Foundation (2)			Basement Features (2)								
<input type="checkbox"/> Backsplit <input type="checkbox"/> Sidesplit <input type="checkbox"/> Split Level <input type="checkbox"/> Other <input type="checkbox"/> Unknown		<input type="checkbox"/> One <input type="checkbox"/> One and One-Half <input type="checkbox"/> One and Three Quarters <input checked="" type="checkbox"/> Two <input type="checkbox"/> Two and One-Half <input type="checkbox"/> Three			<input type="checkbox"/> Four <input type="checkbox"/> Five <input type="checkbox"/> 1 3/4 to 2 Storey <input type="checkbox"/> Two or More <input type="checkbox"/> Multi-Level			<input type="checkbox"/> Block <input type="checkbox"/> Concrete <input type="checkbox"/> Concrete Perimeter <input checked="" type="checkbox"/> Concrete Slab <input type="checkbox"/> Perimeter Wall <input type="checkbox"/> Piled <input type="checkbox"/> Piers			<input type="checkbox"/> Pillars <input type="checkbox"/> Poured Concrete <input type="checkbox"/> Slab <input type="checkbox"/> Stone <input type="checkbox"/> Wood <input type="checkbox"/> Unknown			<input type="checkbox"/> Less Than Six Feet. <input type="checkbox"/> Low <input type="checkbox"/> Separate Entrance <input checked="" type="checkbox"/> Six Feet and Over <input type="checkbox"/> Slab <input type="checkbox"/> Walk Out <input type="checkbox"/> Walk-Up <input type="checkbox"/> Unknown		
* Basement type (1)		Basement Development (1)		Building Construction Material (2)			Exterior (3)									
<input checked="" type="checkbox"/> Cellar <input type="checkbox"/> Common <input type="checkbox"/> Crawl Space <input type="checkbox"/> Dugout <input type="checkbox"/> Full <input type="checkbox"/> None <input type="checkbox"/> Partial <input type="checkbox"/> Remodeled Basement <input type="checkbox"/> See Remarks <input type="checkbox"/> Unknown		<input type="checkbox"/> Finished <input checked="" type="checkbox"/> Partially Finished <input type="checkbox"/> Unfinished <input type="checkbox"/> Not Applicable		<input checked="" type="checkbox"/> Concrete Block <input type="checkbox"/> Concrete Walls <input type="checkbox"/> ICF Block <input type="checkbox"/> Insulbrick <input type="checkbox"/> Log <input type="checkbox"/> Masonry <input type="checkbox"/> Poured Concrete <input type="checkbox"/> Steel Frame <input type="checkbox"/> Straw Bales <input checked="" type="checkbox"/> Wood Frame <input type="checkbox"/> Unknown			<input type="checkbox"/> Aluminum Siding <input checked="" type="checkbox"/> Brick <input type="checkbox"/> Brick Imitation <input type="checkbox"/> Cedar Shingles <input type="checkbox"/> Composite Siding <input type="checkbox"/> Concrete <input type="checkbox"/> Hardboard <input type="checkbox"/> Insulbrick <input type="checkbox"/> Log <input type="checkbox"/> Rock Imitation			<input type="checkbox"/> Steel <input type="checkbox"/> Stone <input type="checkbox"/> Stucco <input type="checkbox"/> Vinyl <input type="checkbox"/> Vinyl Siding <input type="checkbox"/> Wood <input type="checkbox"/> Wood Shingles <input type="checkbox"/> Wood Siding <input type="checkbox"/> Other <input type="checkbox"/> Unknown						
Roof (2)		Road (2)		Access (2)		Fencing (2)		Storage Type (2)								
<input type="checkbox"/> Asphalt Shingle <input type="checkbox"/> Clay Tile <input type="checkbox"/> Cottage <input type="checkbox"/> Fiberglass <input type="checkbox"/> Flat <input type="checkbox"/> Mansard <input type="checkbox"/> Membrane <input checked="" type="checkbox"/> Metal <input type="checkbox"/> Tar & Gravel <input type="checkbox"/> Tin <input type="checkbox"/> Wood Shingle <input type="checkbox"/> Other <input type="checkbox"/> Unknown		<input type="checkbox"/> Cul-De-Sac <input type="checkbox"/> Dirt Road <input type="checkbox"/> Gravel Road <input type="checkbox"/> No Thru Road <input type="checkbox"/> Paved Road <input type="checkbox"/> Private <input type="checkbox"/> Road Not Maintained <input type="checkbox"/> Seasonal Road Association Road Maintenance Fee _____		<input type="checkbox"/> Boat Access <input type="checkbox"/> Deeded Water Access <input type="checkbox"/> Island <input type="checkbox"/> No Road Access <input type="checkbox"/> Restricted Waterfront <input type="checkbox"/> Right of Way <input type="checkbox"/> Water Frontage <input checked="" type="checkbox"/> Year Round Road Access <input type="checkbox"/> Unknown		<input type="checkbox"/> Barbed Wire <input type="checkbox"/> Board <input type="checkbox"/> Cedar Rail <input checked="" type="checkbox"/> Chain Link <input type="checkbox"/> Cross Fenced <input type="checkbox"/> Electric <input type="checkbox"/> Fence <input checked="" type="checkbox"/> Fenced Yard <input type="checkbox"/> Not Fenced <input type="checkbox"/> Partially Fenced <input type="checkbox"/> Privacy <input type="checkbox"/> Rail <input type="checkbox"/> Wrought Iron <input type="checkbox"/> Other		<input type="checkbox"/> Locker <input type="checkbox"/> Outside Storage <input type="checkbox"/> Storage <input type="checkbox"/> Storage in Basement <input type="checkbox"/> Storage Shed <input type="checkbox"/> Unknown								
								Pool type/features (2)								
								<input type="checkbox"/> Above Ground Pool <input type="checkbox"/> Heated Pool <input checked="" type="checkbox"/> Indoor Pool <input type="checkbox"/> Inground Pool <input type="checkbox"/> Lap Pool <input checked="" type="checkbox"/> Pool Equipment								
*Parking (4)				Documents (unlimited)												
*Garage <input checked="" type="checkbox"/> Yes <input type="checkbox"/> No Number of Parking Spaces _____ <input type="checkbox"/> Assigned <input type="checkbox"/> Garage <input type="checkbox"/> Plug Ins <input checked="" type="checkbox"/> Attached Garage <input type="checkbox"/> Gravel <input type="checkbox"/> Rear <input type="checkbox"/> Carport <input checked="" type="checkbox"/> Indoor <input type="checkbox"/> Shared <input type="checkbox"/> Circular <input type="checkbox"/> Inside Entry <input type="checkbox"/> Surfaced <input type="checkbox"/> Common <input type="checkbox"/> Integrated Garage <input type="checkbox"/> Triple Garage <input type="checkbox"/> Concrete <input type="checkbox"/> Interlocked <input type="checkbox"/> Underground <input type="checkbox"/> Covered <input type="checkbox"/> Mutual <input type="checkbox"/> Visitor Parking <input type="checkbox"/> Detached Garage <input type="checkbox"/> Parking Space(s) <input type="checkbox"/> See Remarks <input checked="" type="checkbox"/> Double <input type="checkbox"/> Paved <input type="checkbox"/> None <input type="checkbox"/> Exposed Aggregate <input type="checkbox"/> Paved Yard <input type="checkbox"/> Other				<input type="checkbox"/> Aerial Photos <input type="checkbox"/> Appraisal <input type="checkbox"/> Blue Print <input type="checkbox"/> Building Location Survey <input type="checkbox"/> Letter of Compliance <input type="checkbox"/> Chattel/Equipment <input type="checkbox"/> Contracts <input type="checkbox"/> Deed <input type="checkbox"/> Drainage Plan <input type="checkbox"/> Environmental Assessment <input type="checkbox"/> ESA <input type="checkbox"/> Financial Statements <input type="checkbox"/> Floor Plan <input type="checkbox"/> Leases <input type="checkbox"/> Legal Description <input type="checkbox"/> Original Blueprints <input type="checkbox"/> Other Documents <input type="checkbox"/> Restricted Covenants <input type="checkbox"/> Septic Certificate/Drawing <input type="checkbox"/> Septic Plan <input type="checkbox"/> Site Plan <input type="checkbox"/> Soil Survey <input type="checkbox"/> SPIS <input type="checkbox"/> Subdivision Plan <input type="checkbox"/> Survey <input type="checkbox"/> Topographical Plan <input type="checkbox"/> Water Certificate <input type="checkbox"/> Well Certificate <input type="checkbox"/> W.E.T.T. Certificate <input type="checkbox"/> Other												



*Heating Type (3)		*Heating Fuel (3)		Cooling Type (2)		Fireplaces (3)															
<input type="checkbox"/> Baseboard Heaters <input checked="" type="checkbox"/> Boiler <input type="checkbox"/> Central Heating <input checked="" type="checkbox"/> Forced Air <input type="checkbox"/> Heat Pump <input type="checkbox"/> High-Efficiency Furnace <input type="checkbox"/> Hot Water <input type="checkbox"/> Hot Water Radiator Heat <input checked="" type="checkbox"/> In Floor Heating <input type="checkbox"/> Outside Furnace <input type="checkbox"/> Radiant Heat <input type="checkbox"/> Wood Stove <input type="checkbox"/> Other <input type="checkbox"/> None		<input type="checkbox"/> Electric <input type="checkbox"/> Geo Thermal <input type="checkbox"/> Heating Oil <input checked="" type="checkbox"/> Natural Gas <input type="checkbox"/> Oil <input type="checkbox"/> Other <input type="checkbox"/> Pellet <input type="checkbox"/> Propane <input type="checkbox"/> Solar <input type="checkbox"/> Unknown <input type="checkbox"/> Wood		<input type="checkbox"/> Air Exchanger <input checked="" type="checkbox"/> Central Air Conditioning <input checked="" type="checkbox"/> Ductless Air Conditioning <input type="checkbox"/> Partially Air Conditioned <input type="checkbox"/> Ventilation System <input type="checkbox"/> Window Air Conditioner <input type="checkbox"/> None		Type Decorative – DE Conventional – CO Double-Sided – DS Free Standing Metal – FS Insert – IN Woodstove – WS Fuel Electric - EL Gas - G Oil - O Pellet - P Propane - PR Wood – WD <table border="0"> <tr> <td># FPs</td> <td>Type</td> <td>Fuel</td> </tr> <tr> <td>_____</td> <td>_____</td> <td>_____</td> </tr> <tr> <td>_____</td> <td>_____</td> <td>_____</td> </tr> <tr> <td>_____</td> <td>_____</td> <td>_____</td> </tr> </table>		# FPs	Type	Fuel	_____	_____	_____	_____	_____	_____	_____	_____	_____		
# FPs	Type	Fuel																			
_____	_____	_____																			
_____	_____	_____																			
_____	_____	_____																			
Utility Type (4)		Utility – Communication (2)		*Utility – Water (1)		*Utility – Sewer (1)															
<input type="checkbox"/> Cable <input type="checkbox"/> DSL <input checked="" type="checkbox"/> Fully Serviced <input checked="" type="checkbox"/> Hydro <input checked="" type="checkbox"/> Natural Gas <input type="checkbox"/> Sewer <input type="checkbox"/> Telephone <input type="checkbox"/> Water <input type="checkbox"/> Wireless <input type="checkbox"/> Unknown		<input type="checkbox"/> Cable Internet access <input type="checkbox"/> Climate Controlled Server Room <input type="checkbox"/> DSL <input type="checkbox"/> Fiber <input checked="" type="checkbox"/> High Speed Internet <input type="checkbox"/> Internet Access <input type="checkbox"/> Satellite Internet Access <input type="checkbox"/> Unknown		<input type="checkbox"/> Artisan Well <input type="checkbox"/> Community Water System <input type="checkbox"/> Community Water User's Utility <input type="checkbox"/> Co-operative Well <input type="checkbox"/> Creek/Stream <input type="checkbox"/> Drilled Well <input type="checkbox"/> Dug Well <input type="checkbox"/> Lake/River Water Intake		<input checked="" type="checkbox"/> Municipal Water <input type="checkbox"/> Sand Point <input type="checkbox"/> Shared <input type="checkbox"/> Spring <input type="checkbox"/> Well <input type="checkbox"/> None <input type="checkbox"/> Unknown		<input type="checkbox"/> Gravity <input type="checkbox"/> Holding Tank <input checked="" type="checkbox"/> Municipal Sewage System <input type="checkbox"/> Private Sewer <input type="checkbox"/> Pump <input type="checkbox"/> Septic System <input type="checkbox"/> Other <input type="checkbox"/> See Remarks <input type="checkbox"/> Unknown													
*Rental Equipment (unlimited)		Fire/Alarm Type (2)		Flooring (4)		Structures (4)		Amenities Nearby (4)													
<input type="checkbox"/> Air Conditioner <input type="checkbox"/> Furnace <input type="checkbox"/> On Demand Water Heater <input type="checkbox"/> Propane Tank <input type="checkbox"/> Water Heater <input type="checkbox"/> Water Heater - Electric <input type="checkbox"/> Water Heater - Gas <input type="checkbox"/> Water Heater - Oil <input type="checkbox"/> Water Heater - Propane <input type="checkbox"/> Other <input checked="" type="checkbox"/> None <input type="checkbox"/> Unknown		<input type="checkbox"/> Alarm System <input type="checkbox"/> Controlled Entry <input type="checkbox"/> Fire Alarm System <input checked="" type="checkbox"/> Monitored Alarm <input type="checkbox"/> No Sprinkler System <input type="checkbox"/> Security <input checked="" type="checkbox"/> Security System <input type="checkbox"/> Smoke Detectors <input type="checkbox"/> Split Security (man/electric) <input type="checkbox"/> Sprinkler System-Fire <input type="checkbox"/> None <input type="checkbox"/> Unknown		<input type="checkbox"/> Carpet <input type="checkbox"/> Concrete <input type="checkbox"/> Cork <input type="checkbox"/> Hardwood <input type="checkbox"/> Laminate <input type="checkbox"/> Linoleum <input type="checkbox"/> Parquet <input type="checkbox"/> Stone <input type="checkbox"/> Tile <input type="checkbox"/> Vinyl <input type="checkbox"/> Other <input type="checkbox"/> None		<input type="checkbox"/> Boathouse <input type="checkbox"/> Dock <input type="checkbox"/> Dog Run-Fenced In <input type="checkbox"/> Greenhouse <input type="checkbox"/> Patio <input type="checkbox"/> Plane Hanger <input type="checkbox"/> Shed <input type="checkbox"/> Tennis Court <input type="checkbox"/> Work Shop		<input type="checkbox"/> Airport <input checked="" type="checkbox"/> Golf Course <input type="checkbox"/> Hospital <input checked="" type="checkbox"/> Park <input type="checkbox"/> Playground <input type="checkbox"/> Public Transit <input type="checkbox"/> Schools <input checked="" type="checkbox"/> Shopping <input type="checkbox"/> Ski Area <input type="checkbox"/> Ski Hill <input type="checkbox"/> University													
Community Features (4)					Features (4)																
<input type="checkbox"/> Adult Oriented <input type="checkbox"/> Age Restrictions <input type="checkbox"/> Bus Route <input type="checkbox"/> Community Centre <input checked="" type="checkbox"/> Family Oriented <input type="checkbox"/> Fishing <input type="checkbox"/> Golf Course Development <input type="checkbox"/> High Population Density <input type="checkbox"/> High Traffic Area <input type="checkbox"/> Industrial Park <input type="checkbox"/> Lake Privileges <input type="checkbox"/> Mobiles Allowed <input type="checkbox"/> Pet Restrictions					<input type="checkbox"/> Pets Allowed <input type="checkbox"/> Pets Allowed With Restrictions <input type="checkbox"/> Pets Not Allowed <input type="checkbox"/> Public Swimming Pool <input type="checkbox"/> Public Washrooms <input type="checkbox"/> Quiet Area <input type="checkbox"/> Recreational Facilities <input type="checkbox"/> Rentals Allowed <input type="checkbox"/> Rentals Allowed With Restrictions <input type="checkbox"/> Rentals Not Allowed <input type="checkbox"/> Rural Setting <input type="checkbox"/> School Bus <input type="checkbox"/> Seniors Oriented					<input checked="" type="checkbox"/> Balcony/Deck/Patio <input checked="" type="checkbox"/> Carpet free <input type="checkbox"/> Closet Organizers <input checked="" type="checkbox"/> Conservation/Green Belt <input type="checkbox"/> Corner Site <input type="checkbox"/> Cul-de-sac <input type="checkbox"/> Deck <input type="checkbox"/> Elevator <input checked="" type="checkbox"/> Ensuite <input type="checkbox"/> Fruit Trees/Shrubs <input type="checkbox"/> Gazebo <input type="checkbox"/> Handicapped Provisions					<input type="checkbox"/> In Law Suite <input type="checkbox"/> In Suite laundry <input type="checkbox"/> No Animal Home <input type="checkbox"/> No Smoking Home <input type="checkbox"/> Ravine <input type="checkbox"/> Skylight <input type="checkbox"/> Sprinkler System <input type="checkbox"/> Vegetable Garden <input type="checkbox"/> Wheelchair Access <input type="checkbox"/> Whirlpool <input type="checkbox"/> Year Round Living <input type="checkbox"/> See Remarks						
Appliances Included (unlimited)						Fixtures Included (unlimited)															
<input type="checkbox"/> 2 Refrigerators & 2 Stoves <input type="checkbox"/> Alarm System <input type="checkbox"/> Barbeque <input type="checkbox"/> Blinds <input type="checkbox"/> Central Vacuum <input type="checkbox"/> Compactor <input type="checkbox"/> Cooktop <input type="checkbox"/> Dishwasher <input type="checkbox"/> Drapes/Curtains <input type="checkbox"/> Dryer – Electric <input type="checkbox"/> Dryer – Gas <input type="checkbox"/> Freezer						<input type="checkbox"/> Garage Door Opener <input type="checkbox"/> Garage Door Opener Remote(s) <input type="checkbox"/> Hot Tub <input type="checkbox"/> Hot Water Instant <input type="checkbox"/> Intercom <input type="checkbox"/> Microwave <input type="checkbox"/> Microwave Range Hood Combo <input type="checkbox"/> Oven – Built In <input type="checkbox"/> Play Structure <input type="checkbox"/> Range – Electric <input type="checkbox"/> Range – Gas <input type="checkbox"/> Refrigerator						<input type="checkbox"/> Satellite Dish <input type="checkbox"/> Sauna <input type="checkbox"/> Storage Shed <input type="checkbox"/> Two Stoves <input type="checkbox"/> Wall Mounted TV <input type="checkbox"/> Washer <input type="checkbox"/> Water Treatment <input type="checkbox"/> Whirlpool <input type="checkbox"/> Window Air Conditioner <input type="checkbox"/> Window Coverings <input type="checkbox"/> Wine Fridge <input type="checkbox"/> See remarks						<input type="checkbox"/> Ceiling Fans <input type="checkbox"/> Chandelier <input type="checkbox"/> Drapes/Window Coverings <input type="checkbox"/> Light Fixtures <input type="checkbox"/> List of Fixtures Available <input type="checkbox"/> TV Antenna <input type="checkbox"/> Venetian Blinds <input type="checkbox"/> None <input type="checkbox"/> Unknown			



Square Footage/Rooms Details

*Bedrooms Above Grade 3 *Full Baths 3 *Square Footage Above Grade 4903
 Bedrooms Below Grade _____ Half Baths 1 Total Living Area _____

***ROOMS AND THEIR SIZES**

Levels: Basement, Lower Level, Main Floor, 2 nd Floor, 3 rd Floor	Level	Room	Size	Level	Room	Size	
Kitchen Dining Room Living Room Living/Dining Room Dining Nook Den/Office Family Room Laundry Room Master Bedroom Bedroom Bath (1 - 6) Ensuite (1 - 6)	MAIN	REC	21.4 x 17.5	2	KITCH	16.4 x 24.8	
	Game Room Rec Room Storage	MAIN	OTHER	26.1 x 43.1	2	EMLY	13.11 x 16.3
	Living Room Living/Dining Room Dining Nook	MAIN	OTHER	33 x 26	2	LAUNDRY	7 x 8
	Den/Office Family Room Laundry Room	2ND	DINING	14.1 x 13.7	2	BED	14.5 x 11.3
	Master Bedroom Bedroom Bath (1 - 6) Ensuite (1 - 6)	2ND	BATH	14 x 7.3	2	MASTER	20 x 14.5
	Game Room Rec Room Storage Sun Room Foyer Workshop Enclosed Porch Hobby Room Pantry Playroom Sauna Other	2ND	BED	17.6 x 19.2	2	BATH	4.8 x 6.11
		2ND	ENSUITE	8.7 x 4.8			x
		BSMNT	OTHER	43 x 25			x
		MAIN	BATH	6.8 x 10.3			x
		MAIN	OTHER	33 x 26			x

Waterfront Information

*Waterfront Yes No Body of Water Known As _____
Waterfront (1)
 Deeded Water Access Only Water Access Island Waterfront
 Waterfront On Lake Waterfront On River Waterfront, Road Between See Documents
 Additional Remarks _____

Condominium Information

Condo Fee: _____ Condo Corp Property Management Co _____ Status Certificate <input type="checkbox"/> Yes <input type="checkbox"/> No Pets Permitted <input type="checkbox"/> Yes <input type="checkbox"/> No Restricted <input type="checkbox"/> Parking PIN # _____	Included in Condo Fees (unlimited) <input type="checkbox"/> Building Insurance <input type="checkbox"/> Cable TV <input type="checkbox"/> Central Air <input type="checkbox"/> Common Elements <input type="checkbox"/> Condo Taxes <input type="checkbox"/> Exterior Maintenance <input type="checkbox"/> Heat <input type="checkbox"/> High Speed Internet <input type="checkbox"/> Hydro <input type="checkbox"/> Natural Gas <input type="checkbox"/> Parking <input type="checkbox"/> Water <input type="checkbox"/> Telephone <input type="checkbox"/> Other	Balcony (2) <input type="checkbox"/> Enclosed <input type="checkbox"/> Open <input type="checkbox"/> Terrace <input type="checkbox"/> Juliette <input type="checkbox"/> None	Amenities (unlimited) <input type="checkbox"/> BBQ's Permitted <input type="checkbox"/> Satellite Dish <input type="checkbox"/> Business Centre <input type="checkbox"/> Seasonal Living <input type="checkbox"/> Car Wash <input type="checkbox"/> Seasonal Road Access <input type="checkbox"/> Concierge <input type="checkbox"/> Security Guard <input type="checkbox"/> Exercise Room <input type="checkbox"/> Security System <input type="checkbox"/> Games Room <input type="checkbox"/> Tennis Court <input type="checkbox"/> Guest Suites <input type="checkbox"/> Year Round Access <input type="checkbox"/> Media Room <input type="checkbox"/> Year Round Living <input type="checkbox"/> Party Room <input type="checkbox"/> Roof Top Deck/Garden
---	---	--	--

Mobile Information

Mobile/Leased Land Fees _____ Mini/Mobile CSA/ABS# _____
 Mini/Mobile Serial # _____ TSSA _____ Mobile on Leased Land Mobile with land
 Additional Info _____

Lease/Rental Information

Included in Lease/Rental (unlimited) <input type="checkbox"/> All Inclusive <input type="checkbox"/> Cable TV <input type="checkbox"/> Central Air <input type="checkbox"/> Common Elements <input type="checkbox"/> Heat <input type="checkbox"/> High Speed Internet <input type="checkbox"/> Hydro <input type="checkbox"/> Parking <input type="checkbox"/> Water <input type="checkbox"/> Other Parking costs/month _____	Lease Agreement <input type="checkbox"/> Yes <input type="checkbox"/> No Buy Option <input type="checkbox"/> Yes <input type="checkbox"/> No Deposit Required <input type="checkbox"/> Yes <input type="checkbox"/> No Credit Check <input type="checkbox"/> Yes <input type="checkbox"/> No Employment Letter <input type="checkbox"/> Yes <input type="checkbox"/> No References Required <input type="checkbox"/> Yes <input type="checkbox"/> No Rental Application Required <input type="checkbox"/> Yes <input type="checkbox"/> No Private Entrance <input type="checkbox"/> Yes <input type="checkbox"/> No Furnished <input type="checkbox"/> Yes <input type="checkbox"/> No <input type="checkbox"/> Partial	Payment Method <input type="checkbox"/> Cheque <input type="checkbox"/> Credit Card <input type="checkbox"/> Direct Withdrawal <input type="checkbox"/> Electronic Fund Transfer <input type="checkbox"/> Other Payment Frequency <input type="checkbox"/> Annually <input type="checkbox"/> Monthly <input type="checkbox"/> Weekly <input type="checkbox"/> Other	Minimum Lease Terms <input type="checkbox"/> 8 Months <input type="checkbox"/> 1 Year <input type="checkbox"/> 2 Years <input type="checkbox"/> 3 Years <input type="checkbox"/> Any/Flexible <input type="checkbox"/> Monthly <input type="checkbox"/> Short Term <input type="checkbox"/> Weekly
--	---	---	---



Inclusions (200 characters)

Exclusions (200 characters)

*Client/Public Remarks (2000 Characters)

Publish to Public Sites Yes No Realtor.ca Yes No Include in DDF Yes No Virtual Tour Public Site Access: Yes No

Virtual Tour URL: <http://>

DDF Linkback URL: <http://www.theamesteam.ca>

*Brokerage (1) RE/MAX CROWN REALTY (1989) INC. *Broker/Salesperson TERRY AMES Phone #: 705-669-7058

Broker/Salesperson JENNIFER AMES Phone #: 705-618-2319

Broker/Salesperson(s)'s Email Address/Website: info@theamesteam.ca DEBBIE AMES 705-691-5650

Brokerage (2) _____ Broker/Salesperson _____ Phone #: _____


Broker/Salesperson _____ Phone #: _____

Broker/Salesperson(s)'s Email Address/Website: _____

*Co-Operating Broker's Commission 2.5

I ACKNOWLEDGE HAVING CAREFULLY READ THIS ENTIRE FORM AND CONFIRM THE ACCURACY OF THE ABOVE INFORMATION CONCERNING MY PROPERTY, I AGREE TO ALLOW ACCURACY CHANGES TO ITEMS SUCH AS TAXES, ASSESSMENT, LEGAL DESCRIPTION AND LOT SIZE. I FURTHER AGREE THAT THE LISTING BROKER AS DEEMED APPROPRIATE MAY AMEND THE AD COPY FOR THE INTERNET.

SELLERS ACKNOWLEDGEMENT:  10/27/2020
(SIGNATURE) (DATE)

 10/27/2020
(SIGNATURE) (DATE)